

## **Primary Distance Learning Plan**

Week 10: June 1– June 5, 2020

Queridos niños y familias:


This is the last week that I will send you the Spanish distance learning plan. Attached please find some activities for your children to color, cut, connect or match.

My greatest wish is that everyone stays healthy during the summer and enjoys their vacation. If you need help or ideas with the Spanish language, you can contact me anytime by email. It would be a pleasure to help you!




Have a fantastic summer!

[Señora López](#)

Practice your [colors](#) and [numbers](#) in Spanish while coloring the picture below.



On a clean piece of paper follow the steps to draw and color the frog (la rana).




Learn the names of [animals](#) in Spanish and color the pictures below.



Name \_\_\_\_\_

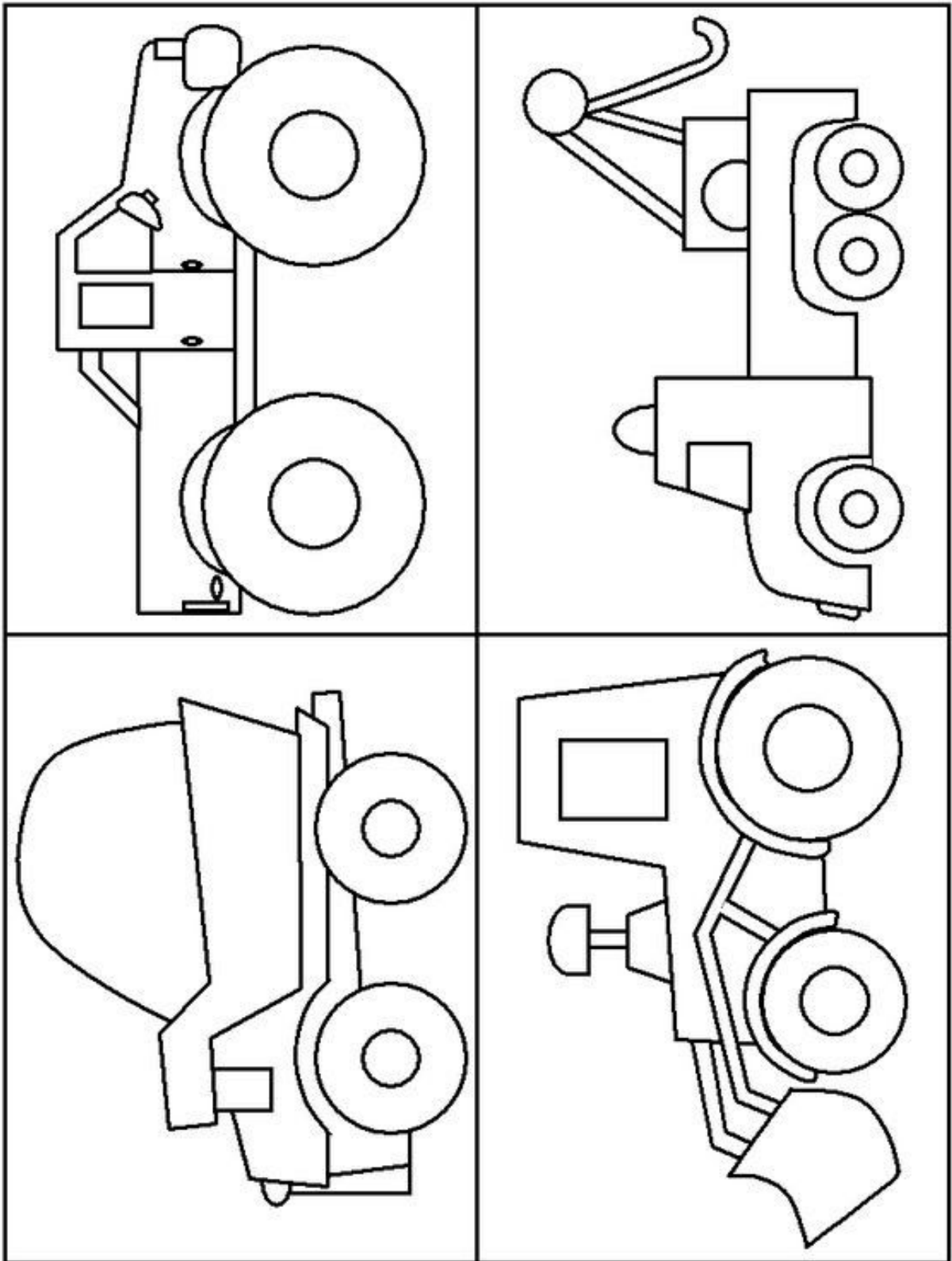
Skill: Learning shapes - circles

Trace and color the circles.






Color the trucks, and cut and paste your drawings on another paper.



Color the monkey (El mono) . Cut the picture and paste and another paper.



Practice [counting in Spanish](#). Connect the number that corresponds with the number of seeds in each piece of watermelon.

Nombre: \_\_\_\_\_

## Trozos de sandía



Relaciona cada número con su trozo de sandía.

3



5



8



2



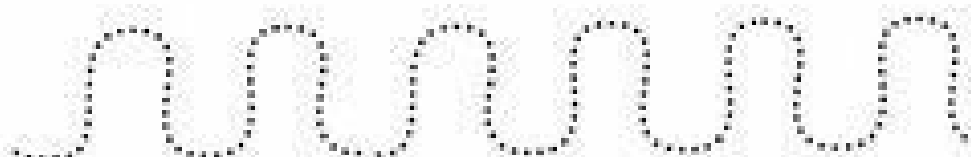

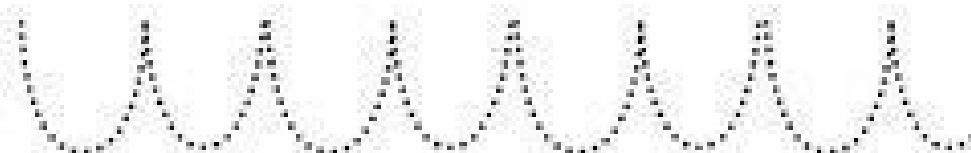

6





Name: \_\_\_\_\_

## Trace the Pattern



Connect the consonant with the vowels in Spanish to make a syllable: ma - me - mi - mo - mu  
and pa - pe - pi - po pu. Write the corresponding syllable in each circle.

